

## Swing Door Opener

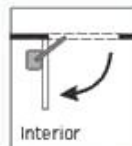
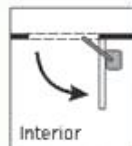
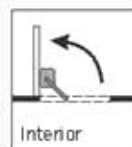
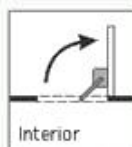


### Features

Automatically open / close swing door up to 90lbs and 36 inches wide.

Works with 4 different types of swing door:

- 1) In-Swing Left
- 2) In-Swing Right
- 3) Out-Swing Left
- 4) Out-Swing Right

Interior  
In-Swing LeftInterior  
In-Swing RightInterior  
Out-Swing LeftInterior  
Out-Swing Right

- Can be installed on most doors, including wood and metal doors
- "Hit and Stop" feature ensures safety operation.
- Fail safe operation - Door can be open / close freely during power outage.
- Built-in mechanical clutch to prevent motor from damaging when external force is applied to the motor.
- Audio warning as an indication when the swing door opener is operating.
- Auto learn door travel limits.
- 3 different operating modes:
  - 1) Toggle Operation,
  - 2) Open / Close Operation,
  - 3) Timer Operation, closes door automatically after a specific period of time. (user programmable)
- Can learn up to 16 remote controls.

### Colors

Door Opener Plastic Housing - Tan  
Arm Assembly, Slider Plate - White

### Dimensions

Main Unit - 5-1/2" x 4-3/4" x 2-3/4"

Weight - 3 Lbs

### Product Certification

FCC, CE, ETL 325(UL 325), IC, cETL 325



IC Certified



3078242

## Specifications

### Power Supply

- 120VAC / 60Hz Adapter (USA and Canada),
- 240VAC / 50Hz Adapter (UK),
- 230VAC / 50Hz Adapter (Most European Countries)

**Motor Voltage** - 24V AC

**Adapter Cord** - 15ft

### Construction

**Housing Material** - ABS

**Chassis** - Electro-Galvanized Steel

**Arm assembly and Slider Plate**

- Iron (Powder Coated)

### Radio Frequency

**Frequency** - 433.92MHz

**Coding** - Skylink Rolling Code

**Operating Range** - 100ft (30 meters) approx

### Handheld Transmitters

**Model 4B-201** - 4-button Transmitter

**Model WM-201** - Wall Mount / Keychain Transmitter

**Battery** - 12V Alkaline (Type 23A)

### Compatible Lock (Controlled by Door Opener Main Unit)

**Model MC-201** - Electromagnetic Lock with up to 90lb holding force

**Model ES-201** - Electric Strike

### Swing Door Opener Standard Kits



#### Model DM-50

- Includes door opener main unit and all necessary mounting accessories
- Giftbox dimensions 13-1/2" x 4-1/2" x 7-3/4"
- Weight: 7Lbs

#### Model DM-100

- Includes door opener main unit and all necessary mounting accessories
- Plus electromagnetic lock, Model MC-201
- Giftbox dimensions 13-1/2" x 4-1/2" x 7-3/4"
- Weight: 8Lbs

#### Model DM-150

- Includes door opener main unit and all necessary mounting accessories
- Plus electric strike, Model ES-201
- Giftbox dimensions 13-1/2" x 4-1/2" x 7-3/4"
- Weight: 8Lbs

## Accessories

### Electromagnetic Lock



#### Model MC-201

- Draws power from door opener main unit, additional power adapter is not required
- Suitable for both inswing and outswing doors
- Can be installed on wooden and metal doors
- Holding force of 90lb
- Suitable for interior doors
- Operated by 24VDC

### Electric Strike



#### Model ES-201

- Draws power from door opener main unit, additional power adapter is not required
- Fail secure electric strike
- Operated by 24VDC

### 4-Button Transmitter



#### Model 4B-201

- 4-button design for operating up to 4 door openers

### Wall Mount Transmitter / Keychain Transmitter



#### Model WM-201

- Bracket can be mounted onto the wall
- Transmitter is removable, which becomes a keychain transmitter
- 2-button design for operating 2 toggle mode door openers

### Motion Sensor



#### Model PS-201

- Automatically open door after detecting motion near the door
- Automatically close the door after it has been opened for a fixed period of time
- Operated by 9V alkaline battery
- Wireless operation, easy to install

### Keypad Transmitter



#### Model KP-201

- Enter password to operate the swing door opener
- Wireless operation, easy to install
- Stores up to 4 passwords