

Vrinda Inc.
GlassEssential.com
info@glassessential.com

Window Security Bars- Folding



General Installation Instruction



Figure 1-Receive Package in shipping



Figure 2-Open Package and receive bars



3. **Figure 3-Open Bars**




Figure 4-U Bracket (Sold Separately)





Figure 5 Insert U Bracket until full taped into tubing



6. **Figure 6-After Inserted U Bracket**



7. **Figure 7-Insert all Remaining Bracket**



Figure 8-Mount on windows with appropriate screws thru bracket

Overview of with other type of bracket Installation:



Figure 9-L Bracket



Figure 10-L Bracket Installation



Figure 11-I Bracket



Figure 12-I Bracket Installation



Figure 13-Sleeve Connector to join different bars-For Larger size installation