



Window Security Bars, Expandable, Swing, Removable with Push Lock Size, Price, Measuring and Ordering Instructions

How to Measure Window:


- Measure From Inside
- Frame to Frame Opening Width in Inches
- Frame to Frame Opening Height in Inches
- Select the Right Fitting Size from Above.
- For Bigger Window, you can use two Window Bars mounting top and bottom




	Item Number	Description	Fits Width "	Actual Bars Height	Fits up to Height	# of Bars	Price \$
	E162812	Window Bars –Expandable, Swing, Removable	16"-28"	9"	12"	3	70.00
	E254512	Window Bars –Expandable, Swing, Removable	25"-45"				78.00
	E376012	Window Bars –Expandable, Swing, Removable	37"-60"				116.00



	Item Number	Description	Fits Width "	Actual Bars Height	Fits up to Height	# of Bars	Price
	E162817	Window Bars –Expandable, Swing, Removable	16"-28"	13"	17"	4	84.00
	E254517	Window Bars –Expandable, Swing, Removable	25"-45"				98.00
	E376017	Window Bars –Expandable, Swing, Removable	37"-60"				146.00



	Item Number	Description	Fits Width "	Actual Bars Height	Fits up to Height	# of Bars	Price
	E254522	Window Bars –Expandable, Swing, Removable	25"-45"	17"	22"	5	118
	E376022	Window Bars –Expandable, Swing, Removable	37"-60"				178



	Item Number	Description	Fits Width "	Actual Bars Height	Fits up to Height	# of Bars	Price
	E254527	Window Bars –Expandable, Swing, Removable	25"-45"	21"	27"	6	138.00
	E376027	Window Bars –Expandable, Swing, Removable	37"-60"				190.00

*Size and price may subject to Change without Notice

Description:

- White Powder Coated
- ¾" X ¾" X 0.04" Square Steel Tubing
- Gap Between Horizontal bars is 4 ½"
- Push Lock Included
- Hinge on One Side
- Swing and Removable for Emergency Exit and Regular Cleaning of Window